

2008 GSIS User's Conference

SASI Online Course Requests

Presented by
Katie Stewart
Pearson School Systems



Purpose

The Online Course Request application provides SASI customers a web-based system that allows students, administrators, counselors, and teachers to enter and track student course requests.

- The OLCR application interfaces directly with SASI 9.0 whether using SQL, dBASE IV, or Oracle.

Installation

Do read the SASI Online Course Request System Users' Guide that is available on the CustomerLink website.

- Verify the System Requirements
- Steps to Install OLCR
 - Download olcrsetup.exe from CustomerLink
 - Configure the Web Site (IIS as a Webserver)
 - Install the Online Course Request System
 - Configure the COM+ Component
 - Configure the AutoIndex Service for dBASE IV Environments
- Files used by Connection Manager:
 - Class (ACLS)
 - Master Scheduling (AMST)
 - Teacher (ATCH)
 - Table (ATBL)
 - School (ASCH)
 - Course (ACRS)

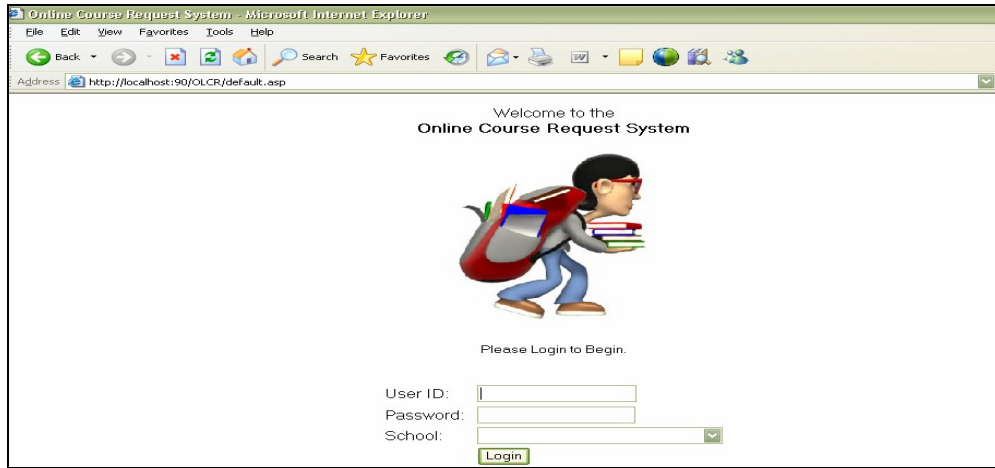
To keep the cached SASI data current, OLCR provides a way to manually update the SASI Data Cache after changing the information stored in the above files.

Navigation

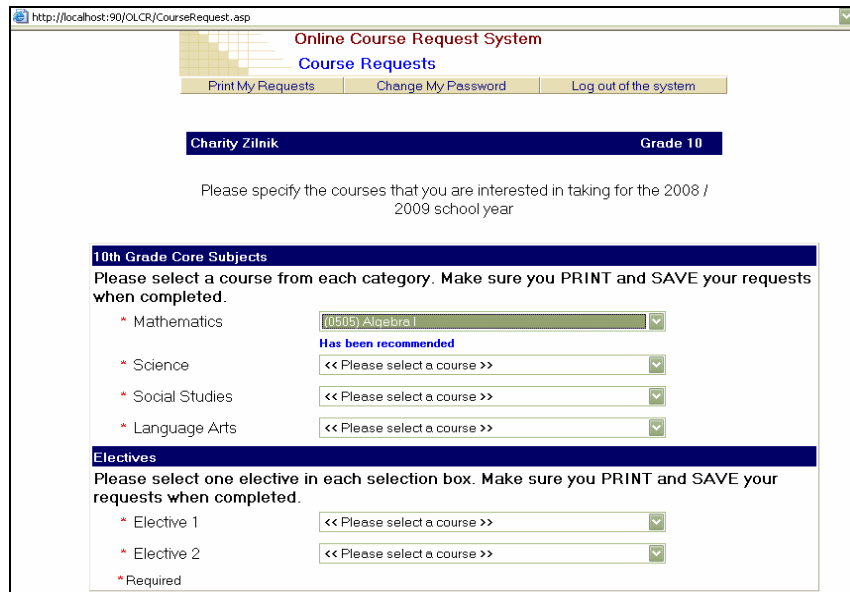
OLCR is designed for three different user types:

Role	Responsibility
System Administrator Role	Add and modify the system defaults, user accounts, and course request requirements
Teacher Role	Monitors student course requests & provides course recommendations
Student Role	Enters their individual course requests for the next school year

What the student sees:

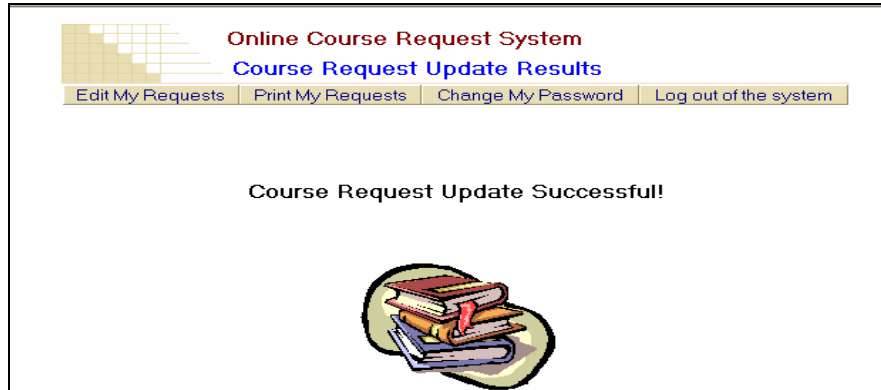


After logging into the system, the student will be navigated to the **Course Requests** page.



- The Course Requests page lists the course requirements groups and categories from which the student can select courses for the next year.
- Any course recommendations are identified by the following statement: Recommended by (Teacher Name) or (System Administrator).
- Student can change recommendations only if they are not locked.
- A locked recommendation will appear with the locked icon. The text within the Subject Area drop down will be dimmed.
- In each applicable course category list, the student can select the course for the next school year.

- Click the Update Request button. If successful a “Course Request Update Successful!” message is displayed.



- As long as course requests are not locked, a student can edit their requests as often as they wish.
- The student can also print their requests from this page.

 **Charity Zilnik**
 Grade: 10 Course Requests for 2008 / 2009
 as of 1/17/2008

Listed below are the courses that you have currently requested for the upcoming school year:

10th Grade Core Subjects
Mathematics: Credits: _____
Science: Chemistry (H) Credits: 10
Social Studies: American Govt Credits: 5
Language Arts: English 10 Credits: 10

Electives
Elective 1: Driver Ed Credits: 5
Elective 2: Health Credits: 5

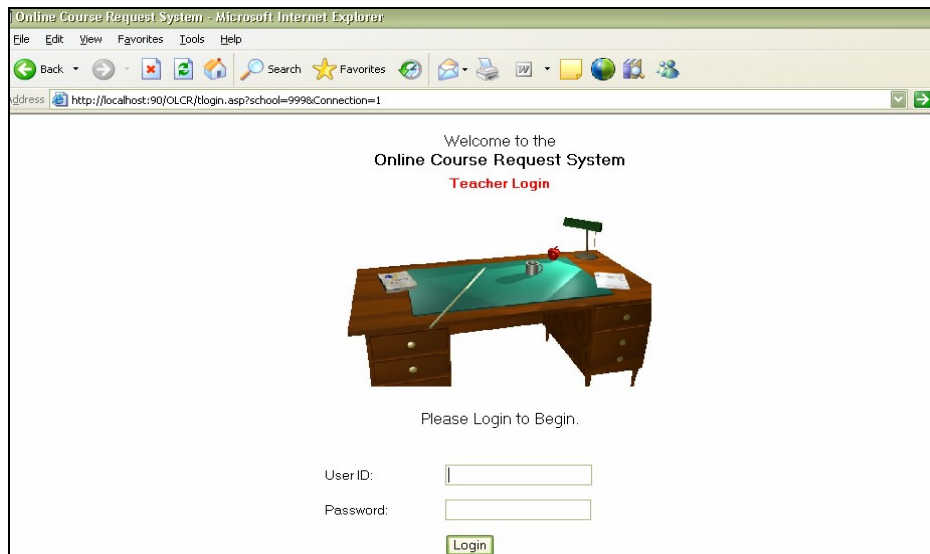
Parent's Signature _____ Date _____
 Student's Signature _____
 Email _____

What is seen in **SASI**:

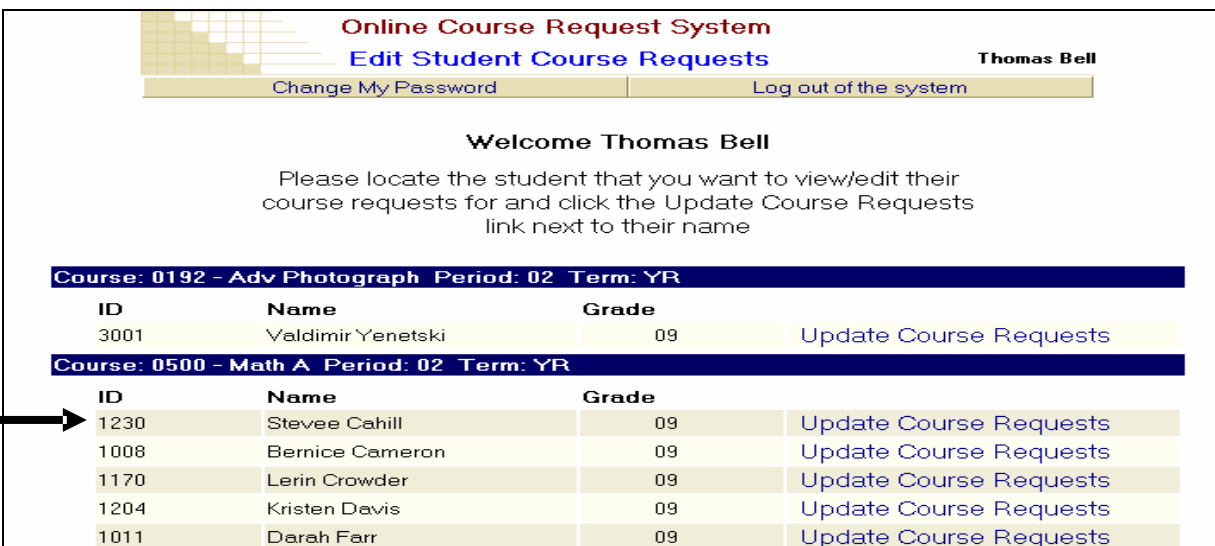
The screenshot shows the 'Scheduling' window for 'Zilnik, Charity M.'. The window displays student information: Last Name (Zilnik), First Name (Charity), Middle Name (M), Grade (10), Gender (F), and Student ID (1250). Below this is a table with tabs for 'Requests', 'Analysis', 'Schedules', and 'Other Info'. The 'Requests' tab is active, showing a table of course requests.

Ln	Crs ID	Course title	Trm	Beg Prd	End Prd	1	2	3	4	5	6	7	8	Comments
1	0505	Algebra I	YR			A	A	A	A	A	A			
2	0713	Driver Ed	SX			A	A	A	A					
3	0558	Chemistry (H)	YR			A			A	A				
4	0725	American Govt	SX			A	A		A	A				
5	0701	Health	SX			A	A	A	A	A				
6	0412	English 10	YR			A	A	A	A	A				

What the teacher sees:



After logging into the system, the teacher will navigate to Edit Student Course Requests.



Online Course Request System
Edit Student Course Requests Thomas Bell

[Change My Password](#) [Log out of the system](#)

Welcome Thomas Bell

Please locate the student that you want to view/edit their course requests for and click the Update Course Requests link next to their name

Course: 0192 - Adv Photograph Period: 02 Term: YR

ID	Name	Grade	
3001	Valdimir Yenetski	09	Update Course Requests

Course: 0500 - Math A Period: 02 Term: YR

ID	Name	Grade	
1230	Stevee Cahill	09	Update Course Requests
1008	Bernice Cameron	09	Update Course Requests
1170	Lerin Crowder	09	Update Course Requests
1204	Kristen Davis	09	Update Course Requests
1011	Darah Farr	09	Update Course Requests

- All of the classes the teacher is currently teaching are listed and the students enrolled in each class are listed beneath the class heading.
- The students are displayed by Student ID, Name, and Grade.
- Assigning Course Recommendations
 - A teacher can only assign course recommendations for students who are currently enrolled in their class.
 - A teacher can only assign course recommendations for students who are enrolled in the next school year.

Online Course Request System
Course Requests Thomas Bell

[Back to Student List](#) [Change My Password](#) [Log out of the system](#)

Teacher Recommendations for

Stevee Cahill **Grade 10**

Please specify the courses that you are recommending for **Stevee Cahill** in
2008 / 2009

10th Grade Core Subjects

Please select a course from each category. Make sure you PRINT and SAVE your requests when completed.

* Mathematics	(0505) Algebra I	Locked: <input checked="" type="checkbox"/>
<small>As per your recommendation</small>		
* Science	<< Please select a course >>	Locked: <input type="checkbox"/>

- The teacher will select the appropriate recommendations for the student on this page.
- Teacher can lock the request thus preventing any further edits
 Excluding administrators, only the teacher that locked the recommendation can unlock it.

When the student logs in, the recommendation is listed and in this case Stevee will not be able to change his locked Algebra I course request.

Stevee Cahill **Grade 10**

Please specify the courses that you are interested in taking for the 2008 /
 2009 school year

10th Grade Core Subjects

Please select a course from each category. Make sure you PRINT and SAVE your requests when completed.


* Mathematics	(0505) Algebra I	<input type="checkbox"/>
Recommended by Thomas Bell		
* Science	<< Please select a course >>	<input type="checkbox"/>

What the administrator sees:

Address <http://localhost:90/OLCR/login.asp?school=999&Connection=1>

Welcome to the Online Course Request System

Administration Login



Please Login to Begin.

User Id:

Password:

School:

Online Course Request System

Administration System Administrator

[Change My Password](#) [Log out of the system](#)



Edit Student Course Requests



Edit Course Requirements



System Access



Connection Manager



System Configuration

1. Connection Manager
2. System Configuration
3. Edit Course Requirements
4. System Access
5. Edit Student Requests

Notes:

Connection Manager

System Configuration

Edit Course Requirements

System Access

Edit Student Requests

This document was created with Win2PDF available at <http://www.win2pdf.com>.
The unregistered version of Win2PDF is for evaluation or non-commercial use only.
This page will not be added after purchasing Win2PDF.